
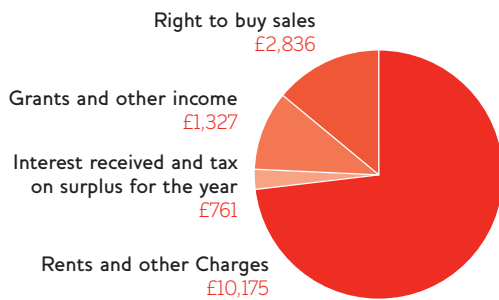


ANNUAL REPORT 2006/2007

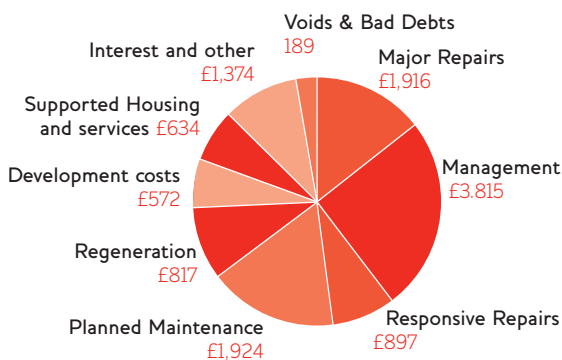
Income and Expenditure Account for the year ended 31 March 2007 £000's



SLH Group Income £000's Total Income £15,099



SLH Group Expenditure £000's Total Expenditure £12,138



Balance Sheet as at 31 March 2007 £000's

What we own

Cost of our investment in houses	£46,461
Less Grants	-£29,895
Net cost of our investments in offices, computers etc	£282
Cash we have and money we are owed, less bills not paid	£6,567
Net cost of our investments in offices, computers	£23,415

How we fund it

Long term creditors	£24,935
Net Pension Liability	£1,723
General deficit	-£3,243
Total funding of Net Wealth	£23,415

Rent Arrears as at 31 March 2007 £000's

Rents due from 1 April 2006 to 31 March 2007	£10,308
Decrease in current arrears during the year	£91

Amount Collected

£10,577

Complaints Procedure

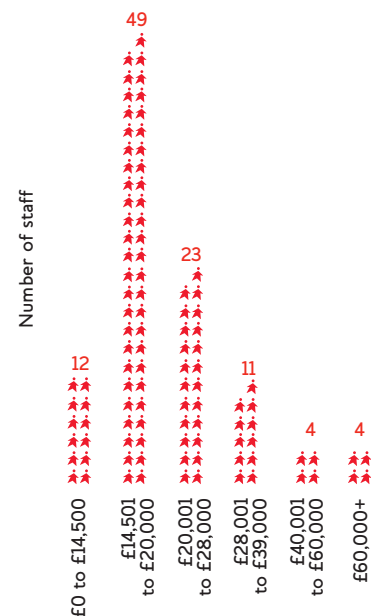
Total complaints received this year	109
Ombudsman cases received	1
Stage One (Investigation Stage) complaints received	106
Stage Two (Review Stage) complaints received	1
Stage Three (Appeal stage) complaints received	1

In 2006/07 we received 109 complaints. We responded to 92.4% of these within the target of 5 working days.

Staff Salaries

Total Staff: 103

No. who live in Speke and Garston: 34



Properties as at 31 March 2007

	stock numbers
Bedsit	2
1 Bedroom	421
2 Bedroom	812
3 Bedroom	2,053
4+ Bedroom	125
Market Rented	3
Total	3,416

Average Weekly Rent 2006/2007

	SLH Group	KHT	Cobalt	Berrybridge
Bedsit	£43.50			
1 Bedroom	£48.06	£51.64	£47.55	£41.87
2 Bedroom	£54.41	£57.50	£53.88	£49.98
3 Bedroom	£55.31	£59.24	£53.04	£52.23
4+ Bedroom	£62.78	£60.13	£63.44	£50.92
Market Rented	£94.62			

Lettings by household type

	2006/2007
Single Elderly	7 (2.6%)
Single Adults	132 (49.7%)
Two Adults	12 (4.5%)
1 Adult & children	87 (32.7%)
2 Adult & children	28 (10.5%)

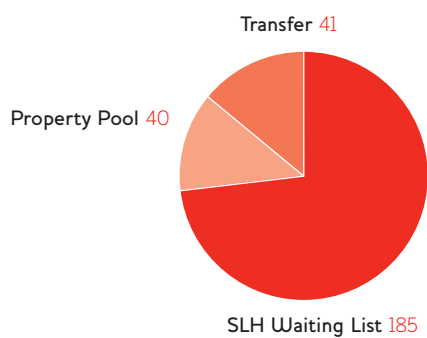
Repairs

	SLH Group	KHT	Cobalt	Berrybridge
Number of routine repairs	7,712	23,357	8,662	5,536
Target Calendar Days	28	10	21	21
Repairs completed on Target	97.3%	90%	94.7%	91.3%

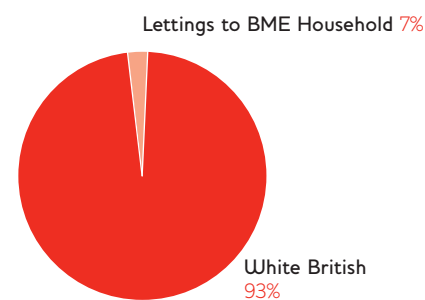
Tenant Satisfaction

	SLH Group	KHT	Cobalt	Berrybridge
Satisfaction with overall service	89.3%	73.0%	85.1%	77.9%

Where our tenants come from



Lettings by ethnic origin



Empty Properties as at 31 March 2007

	SLH Group	KHT	Cobalt	Berrybridge
Total empty properties	42 (1.23%)			
Undergoing improvement or repair	17 (0.5%)	0.8	0.9%	0.8%
Vacant and unavailable to let	25 (0.7%)	3.4%	0.1%	4.6%

Period Vacant prior to Letting as at 31 March 2007

Number of weeks vacant	up to 1	2 to 3	4 to 5	6 to 9	10 to 29	30 to 39	over 40
Number of properties	3	5	6	6	8	2	12